

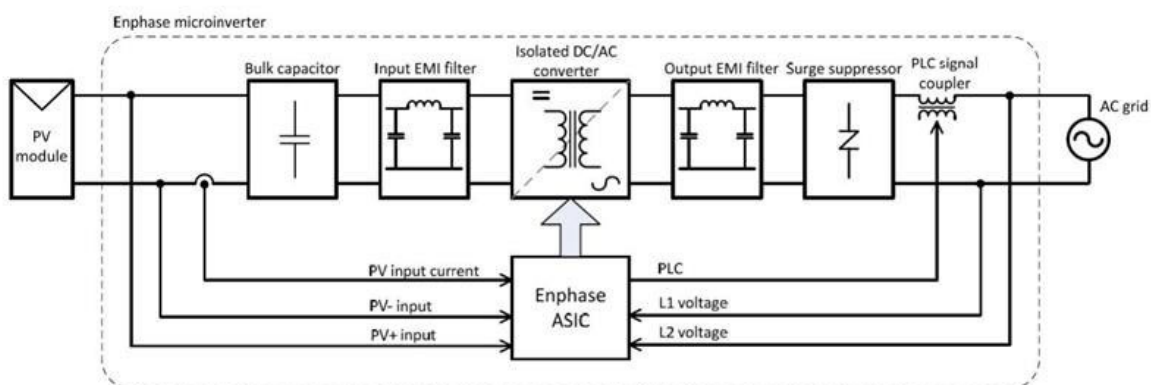
Sicherheits- und Installationshinweise zu den steckfertigen Solarsets Typen Z-SET1 / Z-SET2

(Mikro-Wechselrichter Enphase Typ IQ7+ 72-2-INT)

Technische Daten

	Z-SET1	Z-SET2
Wechselrichter	1xIQ7+ 72-2-INT	2xIQ7+ 72-2-INT
Leistung (max)	295VA	590VA
Leistung (Nenn)	290VA	580VA
Spannung	230VAC	230VAC
Strom	1.26A	2.52A
Frequenz	50Hz	50Hz
Umgebungstemp.	max. 65°C	max. 65°C
Rel. Luftfeuchtigkeit	4-100%	4-100%
galv. Trennung AC/DC	ja	ja
Schutzklasse	2 (doppelt isoliert)	2 (doppelt isoliert)
Schutzgrad	IP67	IP67
Fehlerstromschutz AC	notwendig, max. 30mA, Typ A	notwendig, max. 30mA, Typ A
Vorsicherung	max. 13A	max. 13A
Generator (P max)	440 Wp	880 Wp
Generator (P nenn)	315 Wp	630 Wp
V DC (max)	16-60V	16-60V
V DC (nenn)	32.8V	32.8V
Isc DC max	15A	15A
Isc DC (nenn)	9.96A	9.96A
SPD	II	II

Aufbau Wechselrichter




Elektrobedarf Troller AG
Riedtalstrasse 26
4800 Zofingen
Tel. 062 745 90 50
info@elektrobedarf.ch


Elektrobedarf Troller
Elektromaterial Solaranlagen Stromspeicher

Konformitätserklärung
Wechselrichter

Konformitätserklärung
Photovoltaikmodul

 **ENPHASE**

EC DECLARATION OF CONFORMITY

Enphase Energy, Inc.
1420 North McDowell Blvd
Petaluma, CA 94954
USA

Enphase Energy, SAS
905 rue d'Espagne
BP 128
69125 LYON Aéroport Saint Exupéry
FRANCE

declare under our sole responsibility that the product identified as:

IQ7PLUS-72-X-Y-Z
IQ7-60-X-Y-Z

X = 2, 5 or B, Y = blank or ACM, Z = blank or any letter for country of intended installation (eg: US for North America, INT for International)

to which this declaration relates is in conformity with the following harmonized standards:

EN 50065-1:2011	Signaling on low-voltage electrical installations in the frequency range 3 kHz to 148.5 kHz - Part 1: General requirements, frequency bands and electromagnetic disturbances
EN 50065-2-2: 2003 + A1: 2005 + AC: 2006	Signaling on low-voltage electrical installations in the frequency range 3 kHz to 148.5 kHz - Part 2-2: Immunity requirements for mains communications equipment and systems operating in the range of frequencies 95 kHz to 148.5 kHz and intended for use in industrial environments
EN 61000-3-2: 2006 + A1: 2009 + A2: 2009	Electromagnetic compatibility (EMC) - Part 3-2: Limits - Limits for harmonic current emissions (equipment input current ≤ 16 A per phase)
EN 61000-3-3:2013	Electromagnetic compatibility (EMC) - Part 3-3: Limits - Limitation of voltage changes, voltage fluctuations and flicker in public low voltage supply systems, for equipment with rated current ≤ 16 A per phase and not subject to conditional connection
EN 61000-6-2: 2005 + AC: 2005	Electromagnetic compatibility (EMC) - Part 6-2: Generic Standards - Immunity standard for industrial environments
EN 61000-6-3:2007 + A1: 2011	Electromagnetic compatibility (EMC) - Part 6-3: Generic Standards - Emission standard for residential, commercial and light-industrial environments
IEC/BS EN 62109-1:2010	Safety of power converters for use in photovoltaic power systems Part 1: General Requirements
IEC/BS EN 62109-2:2011	Safety of power converters for use in photovoltaic power systems Part 2: Particular requirements for inverters


following the provisions of the following EU Directives:


EMC directive - 2014/30/EU


LOW VOLTAGE directive - 2014/35/EU

Signed on behalf of Enphase Energy, Inc.

10 May 2018
Christchurch, New Zealand



 **United Renewable Energy Co., Ltd.**
聯合再生能源股份有限公司

 **EU Declaration of Conformity** 

According to the Low Voltage Directive (2014/35/EU) and the Electromagnetic Compatibility Directive (2014/30/EU)

Product: PV Module

Type Designation/Trademark:
D6MxxH4A (xxx=355-380 in steps of 5, 72 cells), D6MxxH3A(xxx=290-320 in steps of 5, 60 cells)
D7MxxH8A (xxx=370-390 in steps of 5, 144 cells), D7MxxH7A(xxx=310-330 in steps of 5, 120 cells)
D7PxxH8A (xxx=335-355 in steps of 5, 144 cells), D7PxxH7A(xxx=275-295 in steps of 5, 120 cells)
xxx represents output power in Wp

Company Name: United Renewable Energy Co., Ltd.
Company Address: 7, Li-Hsin 3rd Rd., Hsinchu Science Park, Hsinchu, 30078, Taiwan R.O.C
Manufacture Address:
(Hsinchu Fab) 7, Li-Hsin 3rd Rd., Hsinchu Science Park, Hsinchu, 30078, Taiwan R.O.C
(Houkou Fab) No. 18-1, Guangfu N.Rd., Hukou, Hsinchu County 30351 Taiwan, R.O.C.
(Vietnam Fab) Lot CN-03 Factory E12, Viet Trung Industrial Park, Bac Giang Province, Viet Nam
(Vina Solar Technology Co., Ltd.)

Is herewith confirm to comply with the requirements of the Low voltage Directive (2014/35/EU) for electrical product used within certain voltage limits and the Electromagnetic Compatibility Directive (2014/30/EU). For the evaluation of the compliance with this Directives, the following standard was applied:

IEC/EN 61215 Ed.2, crystalline silicon terrestrial photovoltaic (PV) module-design qualification and type approval.
IEC/EN 61730, Application Class A (Safety class II), photovoltaic (PV) module safety qualification, Parts 1 & 2.

Signed:


Name: Betty Hsiao
Job title: Deputy Director
Module Quality Assurance Div. United Renewable Energy Co., Ltd.

Date: 2018/12/7
Place: Hsinchu, Taiwan.

7, Li-Hsin 3rd Rd, Hsinchu Science Park, Hsinchu, Taiwan, 30078 R.O.C.

Selbsttätige Schaltstelle nach DIN VDE 0126-1-1:2006-02+0126-1-1/A1:2012-02
Netzprofil VDE AR-N-4105:2018, Inselnetzerkennung nach IEC 62116:2014

Die Anlage muss vor Inbetriebnahme schriftlich dem örtlichen Netzbetreiber gemeldet werden.

Weitere Informationen, Anleitungen und Dokumente siehe www.elektrobedarf.ch Suchbegriff, „IQ7“, „SET1“, „SET2“